



Developed and Manufactured in the United Kingdom the T1200 range of Conventional Panels from Tyco is a powerful yet user friendly series of Control Panels. The range is fully approved by all major Marine Authorities and takes advantage of the very latest technological advancements both in terms of design and manufacturing to the latest European, Marine and Asian standards

Marine

T1200 Conventional Panel Range

Benefits

- Allows very early detection of accommodation fires with significantly reduced false alarms when used with Tyco's unique heat enhanced Compensated Carbon Monoxide (CCO) Detector
- Configurable Detection Zones allowing Zones to be configured for any or all of the following :- Latching or Non Latching Fire Indication Normal or Intrinsically Safe Zone Monitoring Machinery space zones
- Crew Alert Mode :- Manages Alarm Annunciation
- Pre-configured for Immediate use.

Features

- Developed for use in vessels which require between 4 and 32 zones of fire detection
- Compact 4 Zone option for Console Mounting
- Range includes a separate Water Mist Panel
- Integrated Voyage Data Recorder output on 16 and 32 Zone Panel
- No external secondary power source required
- Discrimination between Automatic Fire Detectors and Manual Alarm Callpoints to provide the appropriate response
- Optional Marine Approved Muster Alarm
- Text label Inserts for Controls and Indicators in customer supplied language.
- Extensive configuration options using simple onboard DIL switches and links
- Installation costs reduced by being able to connect Intrinsically Safe (I,S,) and non I,S, devices on the same zone.

Supplied By:

LGM Products Ltd., Unit 18 Riverside Industrial Park Farnham GU9 7UG UK
 Tel +44 1252 725257 Fax +44 1252 727627 E Mail: Sales@Lgmproducts.com www.Lgmproducts.com

Marine T1200 Conventional Panel Range

Detection Options*

Optical Detector - An excellent all round detector suited to all applications

High Performance Optical (HPO) Detector - A direct replacement for the Ion Chamber Smoke Detector

Flame Detector - Used where there is a risk of large flaming fires e.g. Machinery Spaces.

Enhanced Compensated Carbon Monoxide (CCO) Detector - The best detector for early warning without false alarms, used in life threatening applications e.g. Cabins, Public Spaces etc.

Heat Detector - Used where smoke detectors cannot be used e.g. Galleys, Laundries, Drying Rooms etc.

Fault Finding Features

The following fault finding indications are available :-

General Fault - Any Fault Condition

Power Supply Fault - Mains or standby power supply/charger fault

System Fault - Micro Controller or memory fault

Earth Fault - Positive or Negative Power Supply Earth Fault

Fuse Fault - Auxiliary Supply Fuse Failure

Repeater Fault - Repeater Fault or Repeater communications failure

Sounder Fault - Any Sounder Fault

Fire Protection Fault - Fault on the Fire Protection Output**

Fire Output Fault - Fault on the Fire Output**

Fault Output Fault - Fault on the Fault Output**

Ease of Installation

The following features are provided to ease installation:-

- Designed for one man installation
- Gland Plates provided top and bottom
- Factory configured to work straight out of the box
- Integral VDR Output (16 and 32 Zone Panel)
- Integral Battery (16 and 32 Zone Panel)
- Integral Muster Alarm

Service

Service is available from the network of Tyco Marine Offices situated in all major ports around the world.(www.tycomarine.com)

** Fire Protection Fault - A fault on the output used to activate ancillary Fire Protection equipment or systems, for example Fire Doors or Plant Shutdown.

** Fire Output Fault - A fault on the output used to transmit a common Fire Signal to a remote monitored station

** Fault Output Fault - A fault on the output used to transmit a common Fault Signal to a remote Monitored Station

Technical Information

Enclosure Material:

Mild Steel Zinc Plated & Passivated + Polyester Powder Coated

Controller Range

T1204 4 Zone AC Controller 93.5 to 121Vac, 47.5 to 63HZ
T1216R 16 Zone AC Repeater 93.5 to 121Vac, 47.5 to 63HZ
T1232R 32 Zone AC Repeater 93.5 to 121Vac, 47.5 to 63HZ
T1204 4 Zone AC Controller 195.5 to 253Vac, 47.5 to 63HZ
T1216R 16 Zone AC Repeater 195.5 to 253Vac, 47.5 to 63HZ
T1232R 32 Zone AC Repeater 195.5 to 253Vac, 47.5 to 63HZ
T1216 16 Zone Controller 99.0 to 253Vac, 47.5 to 63HZ
T1216W 16 Zone Water Mist Panel 93.5 to 253Vac, 47.5 to 63HZ
T1232 32 Zone Controller 93.5 to 253Vac, 47.5 to 63HZ
T1204 4 Zone DC Controller 18.0 to 31.2Vdc
T1216R 16 Zone DC Repeater 19.6 to 28.4Vdc
T1232R 32 Zone DC Repeater 19.6 to 28.4Vdc
T1200 EA Expansion BoxC/W PSU 93.5 to 253Vac, 47.5 to 63HZ

Overview of Operation (Ease of Use)

Alarm Acceptance

Turn the Access Control Keyswitch to position "1" to unlock the controls. Press the "Silence Alarms/Resound" button once only to silence the Fire Alarm Sounders. To silence the buzzer press the "Silence Buzzer" button.

Panel Reset

Turn the Access Control Keyswitch to position "1" to unlock the controls, press the "Reset" button.

Zone Isolation

Turn the Access Control Keyswitch to position "1" to unlock the controls. Press the "Select ON/OFF" button to enter the select mode, use the select ▼ button to move the pulsed cursor indication down through the LEDs until it pulses the required zone LED. Press the "Disable" button to disable the selected zone.

Sounder Isolation

Turn the Access Control Keyswitch to position "1" to unlock the controls, Press the "Select ON/OFF" button to enter the select mode, use the select ▲ button to move the pulsed cursor indication up through the LEDs until it pulses the Sounder Fault/Disabled and Sounder Test LEDs. Press the "Disable" button to disable the sounders.

One Man Zone Test

Turn the Access Control Keyswitch to position "1" to unlock the controls, Press the "Select ON/OFF" button to enter the select mode, use the "Select ▼" button to move the pulsed cursor indication down through the LEDs until it pulses the required Zone LED. Press the Test Button to activate the test condition on the selected zone.

One Man Sounder Test

Turn the Access Control Keyswitch to position "1" to unlock the controls, Press the "Select ON/OFF" button to enter the select mode, use the select ▲ button to move the pulsed cursor indication up through the LEDs until it pulses the Sounder Fault/Disabled and Sounder Test LEDs. Press the Test button to start the Sounder Test.

Options

C 1631 Repeater Interface PCB
C 1633 LED Driver PCB
C 1634 Relay Output PCB
C 1635 Monitored Output PCB
C 1665 Muster Interface PCB

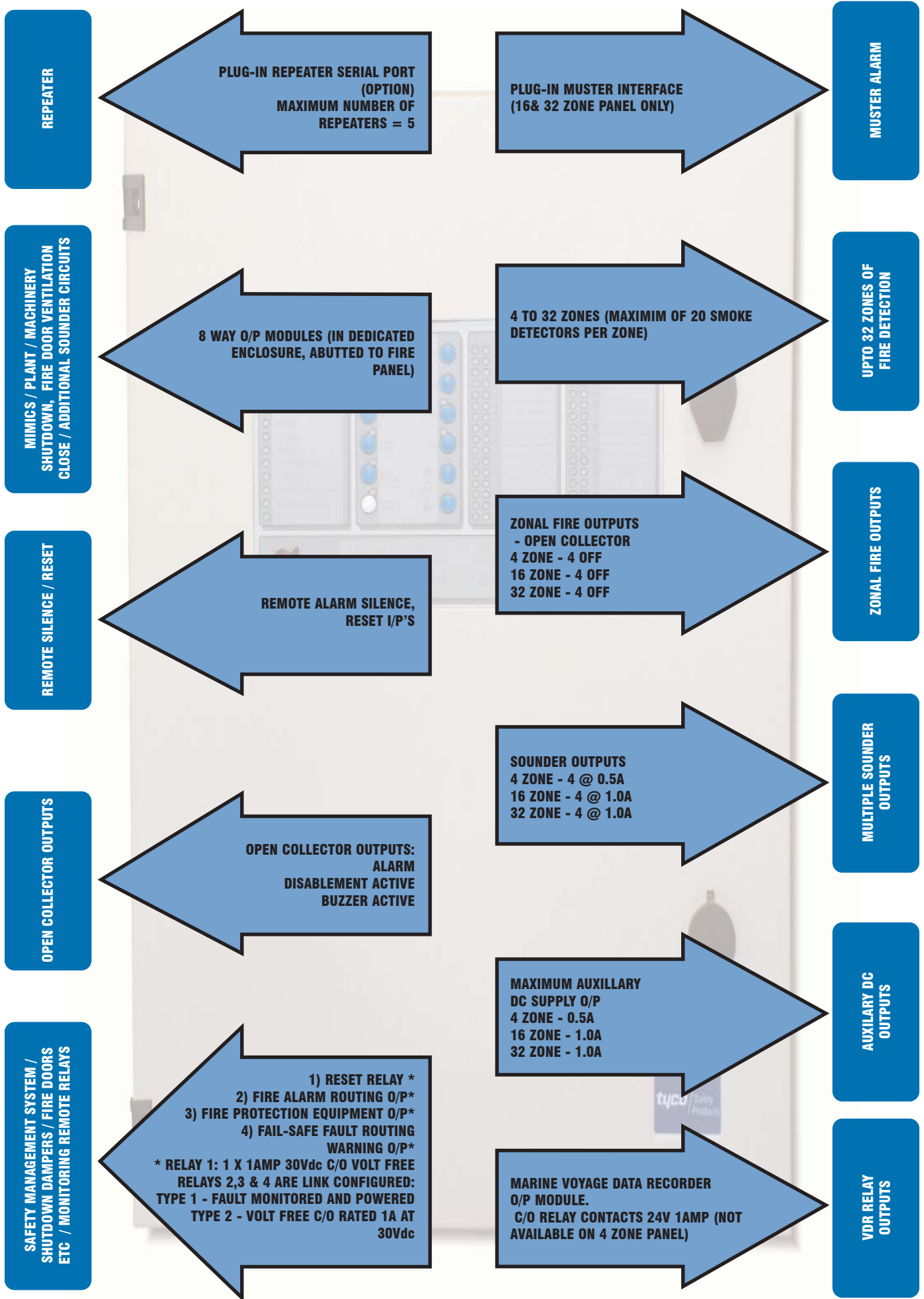
Please refer to the following datasheets:-

*PSF123UM - Series 600 Conventional Fire Detector Range
*PSF132UM - 601F-M & 601FEX-M Conventional Infra Red Flame Detectors

*PSF122UM - M600 EX Intrinsically Safe Fire Detector Range

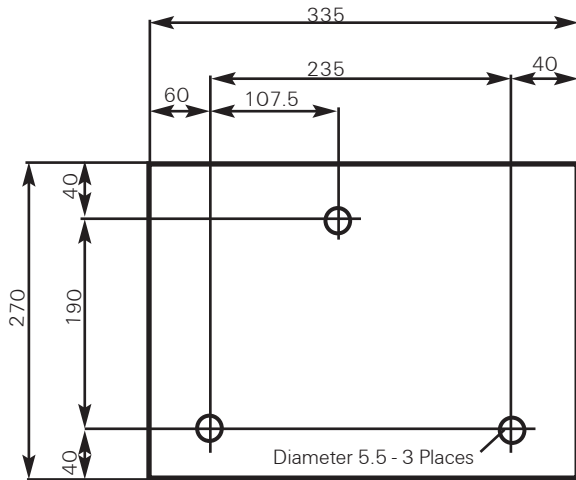
*PSF036UM - CP Series Callpoints

Marine T1200 Conventional Panel Range

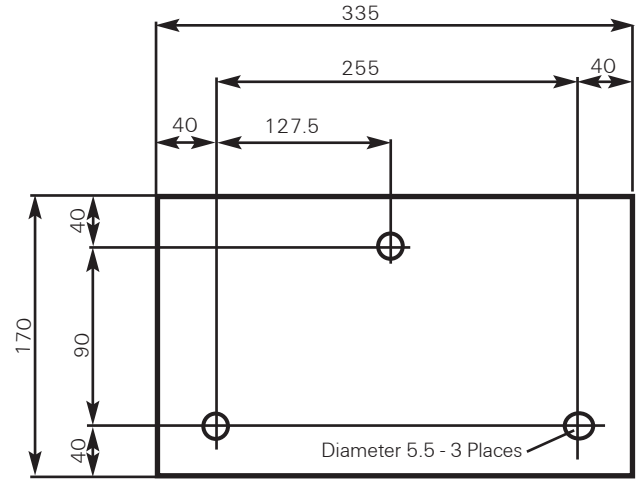


SPECIFICATIONS

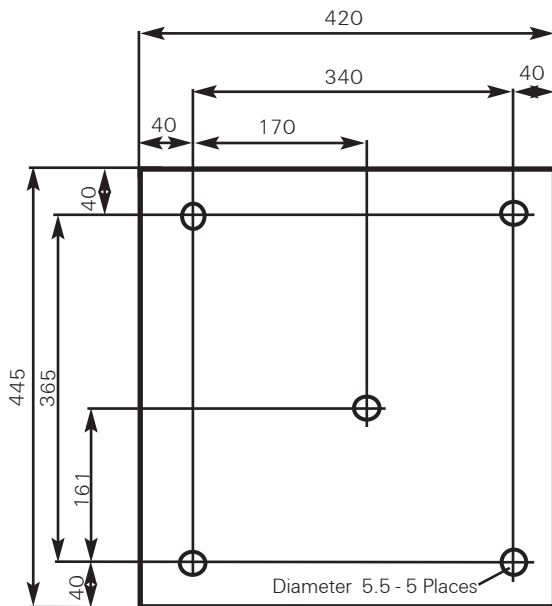
Mounting Arrangements



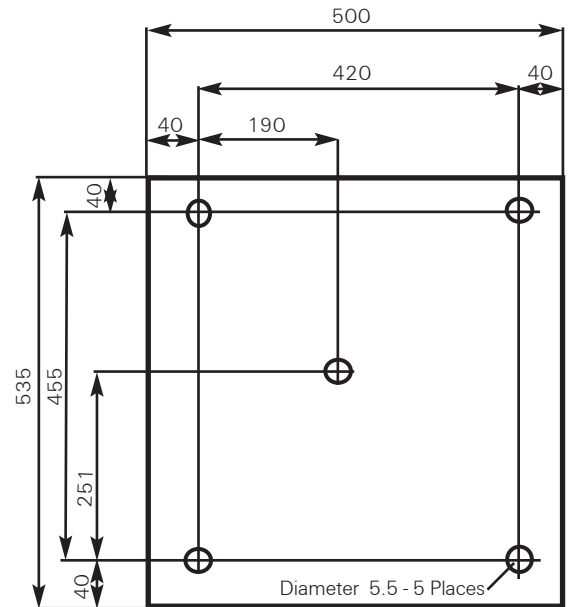
T1204 4 Zone AC Controller
T1204 4 Zone DC Controller
T1216R 16 Zone DC Repeater



4 Zone Battery Box



T1216 16 Zone Controller
T1216R 16 Zone AC Repeater



T1232 32 Zone Controller
T1216W 16 Zone Water Mist Panel
T1232R 32 Zone AC Repeater
T1232R 32 Zone DC Repeater
T1200 EA Expansion Box C/W PSU
T1200 EDC Expansion Box

The right is reserved to modify or withdraw any product or service without notice. PSF144TFISM Issue 2 July 2006 © 2006

Supplied By:

LGM Products Ltd., Unit 18 Riverside Industrial Park Farnham GU9 7UG UK
Tel +44 1252 725257 Fax +44 1252 727627 E Mail: Sales@Lgmproducts.com www.Lgmproducts.com